


CRN



MADE BY *you*
WITH OUR OWN HANDS



CRN 138

62 m

SPECIFICATIONS

YARD ID NUMBER	138
HULL / SUPERSTRUCTURE	Steel / Aluminium
TYPE	Mono Hull Motor Yacht
L.O.A.	62.0 m
MOULDED BEAM	10.80 m
DRAFT	3,15 m
GROSS TONNAGE	1160 GT
GUESTS	N° 14 persons (6 double cabins + 1 owner suite)
CREW / STAFF	N° 14 persons
FUEL TANK	130.000 lt
FRESH WATER	30.000 lt
FRESH WATER PRODUCTION	19.200 lt/day
ENGINES	2 x CATERPILLAR 3512C ACERT IMO TIER II 1230 Kw@1800 rpm
GENERATORS	2 x 200 ekW1500 rpm 400VAC-three phase 50 HZ
EMERGENCY GENERATOR	1 x ZENORO 95Kw 380V 50Hz
MAX SPEED <i>(half load)</i>	15,0 knots
CRUISING SPEED <i>(@ 85%MCR)</i>	14,0 knots
RANGE <i>@ 12 knots</i>	4,300 nm
NAVAL ARCHITECTURE	CRN ENGINEERING
EXTERIOR DESIGN	OMEGA ARCHITECTS
INTERIOR DESIGN	PULINA EXCLUSIVE INTERIORS
CLASSIFICATION	Lloyd's Register of Shipping LR  100 – A1 – SSC – YACHT, MONO, G6,  LMC, UMS LY3 Statement of Compliance